



Accommodation Sheet

General information

Accommodation name	HOTEL PIGALLE
Typology	Hotel
Address	Via Ponchielli, 27
City	Forte dei Marmi (LU)
Contacts	+39 0584 787474 - info@pigallehotel.com
Website	http://www.pigallehotel.com/en
WCAG 2.1 compliant accessible website	NO
Online bookings	YES
Short description	Forte dei Marmi, a climatic-seaside resort, is one of the most important tourist centers of the Tuscan Riviera, with very long beaches and over 100 bathing establishments that offer tourists a range of choices for relaxation, leisure and entertainment. The Hotel Pigalle is located near the seafront of Forte dei Marmi.

TESTED AND REVIEWED BY: [Handy Superabile Social Promotion Association](#) in 2024

Please note The following information refers to the date of verification shown at the bottom of each sheet. **The Association** is not responsible for any significant changes made by the property after the visit.





Summary

Accommodation sheet	1
General information	1
Arrival at the property.....	3
How to reach the property.....	3
Pathway from the private/public car park to the entrance	4
Entrance to the structure.....	5
Hall - Reception	6
Rooms/apartments	7
Rooms/apartments adapted for guests with reduced mobility.....	7
Toilet facilities in the guest room for guests with reduced mobility.....	9
Toilet facilities in the guest room for guests with reduced mobility.....	11
Bar/restaurant	12
Internal pathways and common services	15
Internal pathways.....	15
Communal toilets	15
Medical practices/healthcare facilities.....	17





Arrival at the property

How to reach the property

By car	<p>FROM GENOA: A12 motorway southbound Versilia exit.</p> <p>FROM MILAN: A1 motorway southbound near Parma take the A15 to La Spezia where you take the A12 southbound to the Versilia exit.</p> <p>FROM FLORENCE: Take the A11 Firenze-Mare motorway to Lucca, then take the motorway link road to Viareggio heading north to the Versilia exit.</p> <p>FROM ROME: A1 motorway to Florence then take the A11 to Lucca, then take the motorway link road to Viareggio northbound until the Versilia exit.</p> <p>From the Versilia exit, follow the signs for Forte Dei Marmi and at the second intersection turn left taking via XX Settembre (you will find the indication in the Totem on the roadside) follow this avenue for about 1 km. After that you will find a Totem again and turning right you will find yourself in Via Amilcare Ponchielli, continue for about 200 m to number 27 and you will have arrived at the Hotel Pigalle.</p>
By plane	The nearest airport to the Hotel Pigalle is the G. Galilei airport in Pisa which is about 45 km away
Assistance service for people with disabilities	YES
Embarkation/disembarkation of passengers with reduced mobility	with courtesy chair and ambulift /Finger





Tactile paths for the blind and visually impaired	YES
There is a toilet room accessible with grab handles	YES
By train	
Nearest station	Railway station. Querceta / Seravezza 5 km away
Assistance service for people with disabilities	NO but it is planned in the stations of Massa and Viareggio, respectively 11 and 18 km away.
Eventual notes	

Pathway from the private/public car park to the entrance

Presence of private parking	YES
Presence of parking space reserved for people with disabilities	NO
Type of flooring of the private parking lot	asphalt
Public parking nearby	YES
Type of flooring in the public car park	asphalt
Presence of parking space reserved for people with disabilities in the public parking lot	NO
Describe the route from the car park to the entrance and any critical issues	The entrance adjacent to the car park has 3 steps, which can be overcome via a removable ramp. If you want to access from the main entrance, you have to take the paved road for about 30 m.





Entrance to the structure

There is an accessible entrance	YES both from the main entrance and secondary entrance
How to access the structure	<input type="checkbox"/> flat <input checked="" type="checkbox"/> via 3 steps Can be overcome via a removable ramp from secondary access <input type="checkbox"/> via sidewalks Choose an item. <input checked="" type="checkbox"/> via ramp single 5 m long, 2 m wide, 8.5% slope from the main access
Type of entrance door	Automatic
Useful width of door/entrance gate	Above 90 cm
There are indicators and tactile maps	NO





Hall - Reception

How to reach it from the entrance	flat
Reception desk height	bench over 100 cm
Presence of multilingual staff	YES
Type of information material	<input type="checkbox"/> YES with maps/tactile signals <input checked="" type="checkbox"/> YES with brochure
Initial assistance is provided for visitors with disabilities	<input type="checkbox"/> YES with orientation tour of the structure <input type="checkbox"/> YES with room accompaniment <input type="checkbox"/> YES with porter service
The following aids are provided for visitors with disabilities	<input type="checkbox"/> manual wheelchair <input type="checkbox"/> Crutches <input type="checkbox"/> Comfortable shower chair
The staff followed a training course on welcoming people with different disabilities	NO
	





Rooms/apartments

Rooms/apartments adapted for guests with reduced mobility

Number and type of rooms/apartments equipped/usable by people with reduced mobility	<input checked="" type="checkbox"/> Single rooms num.1 <input checked="" type="checkbox"/> double rooms num.1
Access to double bedroom n.18	<input checked="" type="checkbox"/> flat <input checked="" type="checkbox"/> by elevator Door width 75 cm, cabin width 75 cm, cabin depth 125 Cm
Type of entrance door	with lever handle
Usable width of entrance door	76 cm
Bed type and height	double bed
Free spaces on the sides of the bed	left Above 90 cm right Above 90 cm frontal 74 cm
Cabinet Type	with doors

Project carried out with the contribution of the







Free space under the desk	67 cm
In-room options are available	<input type="checkbox"/> safe <input checked="" type="checkbox"/> minibar <input type="checkbox"/> Water Kettle <input type="checkbox"/> Iron
There is a terrace/balcony/garden (useful door width)	balcony/veranda with door width 100 cm
How to access	via 1 cm high step






Toilet facilities in the guest room for guests with reduced mobility

Access to the premises	flat
Usable width of the entrance door	68 cm
Type of door	with door that can be opened outwards
Type of handle	lever
Toilet height	51 cm
Toilet seat with open front tooth	YES
Support handles	on both sides
Flexible shower on the side of the toilet	YES
Free space on the sides of the toilet	left 21 cm right Above 90 cm frontal Above 90 cm
Electric doorbell/telephone on the side of the toilet	NO
Washbasin with space underneath for wheelchair approach	62 cm
Height from the ground lower edge mirror	not sufficient for use by a person in a wheelchair
	
Accessible shower available for guests with reduced mobility	YES flush with the floor





Type of shower	with 51 cm gate box and dimensions 46 cm X 36 cm
Shower chair	collapsible
Support handle	NO
Presence of shower head or sliding rails	ups and downs with the lowest point reachable by a seated person
Electric doorbell/telephone on the side of the shower	NO
	
Access to single room n.8	<input checked="" type="checkbox"/> flat <input type="checkbox"/> via ramp Choose an item. <input checked="" type="checkbox"/> by elevator door width 75cm, cabin width 75cm, cabin depth 125cm <input type="checkbox"/> via stairlift
Type of entrance door	with lever handle
Usable width of entrance door	76 cm
Bed type and height	Single bed 40 cm high
Free spaces on the sides of the bed	left wall right above 78 cm frontal 80 cm
Cabinet Type	with doors
Free space under the desk	67 cm






In-room options are available	<input type="checkbox"/> safe <input checked="" type="checkbox"/> minibar <input type="checkbox"/> Water Kettle <input type="checkbox"/> Iron
There is a terrace/balcony/garden (useful door width)	balcony/veranda with door width 100 cm
How to access	via 1 cm high step
	

Toilet facilities in the guest room for guests with reduced mobility

Access to the premises	flat
Usable width of the entrance door	68 cm
Type of door	with door that can be opened outwards
Type of handle	lever
Toilet height	51 cm
Toilet seat with open front tooth	YES
Support handles	to the left of the toilet
Flexible shower on the side of the toilet	YES
Free space on the sides of the toilet	left 21 cm right Above 90 cm





	frontal Above 90 cm
Electric doorbell/telephone on the side of the toilet	NO
Washbasin with space underneath for wheelchair approach	62 cm
Height from the ground lower edge mirror	not sufficient for use by a person in a wheelchair
	
Accessible shower available for guests with reduced mobility	YES flush with the floor
Type of shower	with 51 cm gate box and dimensions 46 cm X 36 cm
Shower chair	collapsible
Support handle	NO
Presence of shower head or sliding rails	ups and downs with the lowest point reachable by a seated person
Electric doorbell/telephone on the side of the shower	NO

Bar/restaurant

Type of venue	Bar/restaurant
Access to the premises	<input checked="" type="checkbox"/> flat

Project carried out with the contribution of the





	<input type="checkbox"/> via cm high sidewalks Choose an item. <input type="checkbox"/> via ramp Choose an item. <input type="checkbox"/> by elevator Choose an item. <input type="checkbox"/> via stairlift
Useful width of door/entrance gate	76 cm
Bar counter height	Above 100 cm
Height of the buffet counter	Wheelchair accessible
Types of tables	4-shank
Space under floor tables	74 cm
Availability of high chairs for babies	YES
Multilingual menu	Not detected
Menu with app	Not detected
Braille menu	NO
Table service for people with disabilities	YES
Availability of foods for celiacs	<input checked="" type="checkbox"/> bread, pasta, biscuits, ice cream <input checked="" type="checkbox"/> <input checked="" type="checkbox"/> <input type="checkbox"/> <input checked="" type="checkbox"/> pre-packaged foods
There are coffee and milk dispensers	YES with button accessible by wheelchair users
A customer with reduced mobility can always reserve the same table	YES
There are toilets that can be used by a guest with reduced mobility (see "accessible toilets in the internal paths and common services)	YES
There is an area reserved for lunch for younger guests	NO
A fully equipped baby feeding service is available	Not detected







	
	
<p>The restaurant has an outdoor veranda / dehors</p>	<p>NO</p>
<p>Eventual notes</p>	<p>In addition to the main bar there is another bar on floor -1 but at the time of the visit it was not possible to photograph it. It is equipped with tables with a central stem and a height of 73<76 cm. The counter is 112 cm high</p>





Internal pathways and common services



Internal pathways

<p>Eventual notes</p>	<p>The main common areas are accessible on the floor (hall, bar, restaurant, reception) while the visited room, the second bar, the gym and the meeting room can be reached via an elevator, which is located in the hall, with a sliding door 75 cm wide, - Cabin width 75 cm and depth 125 cm</p>
	
<p>Meeting</p>	<p>At the moment the hotel is setting up an internal meeting room, accessible by elevator and with a bar and accessible toilet attached.</p> <p>The room will have video projection equipment and an audio system available.</p>

Communal toilets





Location of the venue	near the lobby
How to access the premises	flat
Usable width of the entrance door	of the anteroom 76 cm and of the bathroom 74 cm
Type of door	with inwardly opening door
Type of handle	lever
Toilet height	51 cm
Toilet seat with open front tooth	YES
Support handles	to the left of the toilet
Flexible shower on the side of the toilet	YES without thermostat
Free space on the sides of the toilet	left Above 90 cm right 20 cm frontal Above 90 cm
Electric doorbell/telephone on the side of the toilet	NO
Washbasin with space underneath for wheelchair approach	62 cm
Height from the ground lower edge mirror	sufficient for use by a person in a wheelchair
Baby changing table	Not detected
	





Medical practices/healthcare facilities

Hospitals near the property	Versilia Hospital Via Aurelia n. 335 - 55049 Lido di Camaiore LU Tel +39 0584/6051
Any dialysis facilities	Dialysis service c/o Croce Verde Viale Italice, corner. via Risorgimento Tel. +39 0584 84013
Other healthcare facilities	San Camillo Nursing Home Via Padre Ignazio da Carrara, 37, Vittoria Apuana Tel +3905847391

